

MAPEX[®]

**MARS & SATURN
SERIES**





Zildjian

MAPLE

MAPLE

MAPLE



MAPEX
MAPEX
MAPEX

MAPEX
MAPEX
MAPEX

MAPEX®

MAPEX Percussion Technology proudly offers the ultimate line of professionally designed and engineered drums and hardware. The combination of world-wide acoustical and technical engineering has created the MAPEX line with dynamic performance capability that ensures consistently high performance from all MAPEX drums.

MAPEX kits are designed to meet the ever changing demands of the most creative performers. This philosophy applies to all MAPEX drums and hardware. Feel the smooth action of the unique PRO-LOK locking mechanism on all MAPEX hardware. PRO-LOK gives you up to 170 pounds of pressure for a consistent, secure lock.

For Sound, Appearance, Durability, State-of-The-Art Hardware, and True Professional Performance-Switch to MAPEX.



S A T U R N



I S T A G E



S E R I E S

MAPEX®

The Saturn Stage Series is designed for the professional who demands expressive sound quality, plenty of volume, plus a wide choice of colors.

Image yourself behind a set in Eclipse Black, Smokey Chrome, Wine Red, or Snow White metallic wrapped finishes. Each Saturn Stage bass and tom finish is carefully applied with a light layer of adhesive completely covering the shell to form a firm bond thus eliminating the chance of "bubbling" for years of good looks. The Maple shell interiors of each Saturn Stage drum receive two coats of lacquer and are hand sanded twice for great sound and projection. With Saturn Series, you hear only the sound of choice maple not sealant or paint.

S9D


Illustrated in Yellow Flash (Cymbals not included)

BASS DRUM		TOM TOM				FLOOR TOM TOM		SNARE DRUM	
SB22	ST10	ST12	ST13	ST14	SF16	SF18	S65S		
22" x 16"	10" x 8"	12" x 10"	13" x 11"	14" x 12"	16" x 16"	18" x 16"	14" x 6 1/2"		
••	•	•	•	•	•	•	•		
HI-HAT STAND	SNARE DRUM STAND	CYMBAL STAND	CYMBAL BOOM STAND	FOOT PEDAL	TOM TOM HOLDER			BASS DRUM SPECS	DOUBLE TOM STAND
H500	S500	C500	B500	P500	T2200	T1300	T1800	B500	D500
•	•	•	•••	••	••			••	••

SATURN STUDIO

The dynamic Saturn Studio Series delivers the powerful presence you demand. These outstanding high gloss lacquer finished outfits offer the professional exceptional sound quality, unique features, and solid construction.

Saturn shells are MAPEX's exclusive seven ply design that fuse the clean, crisp sound of maple inside and out with the power and durability of select hardwood. Each ply is cross laminated and then seamed at 15 degree angles for the upmost in power and strength. Superb bearing edges ensure plenty of volume with exquisite sound quality.




SL9D

Illustrated in Transparent Red Maple (Cymbals not included)

BASS DRUM		TOM TOM			FLOOR TOM TOM			SNARE DRUM	
SLB22	SLT16	SLT12	SLT8	SLF14	SLF16	SLF18	SLS16	SLS18	
22" x 16"	10" x 8"	12" x 10"	12" x 8"	14" x 16"	16" x 16"	18" x 16"	16" x 16"	18" x 16"	
••	•	•	•	•	•	•	•	•	
HI-HAT STAND	SNARE DRUM STAND	CYMBAL STAND	CYMBAL BOOM STAND	FOOT PEDAL	TOM TOM HOLDER			BASS DRUM SPURS	POWER TOM STAND
H500	S500	C500	B500	P500	TH66D	TH66B	TH66W	DS70	TS500
•	•	•	•••	••	••	••	••	••	•

DIO SERIES




All lugs, mounts, and hardware attachments are separated from the shell by a poly barrier greatly enhancing optimum shell resonance.




Saturn Studio bass drums offer genuine oak hoops lacquered and finished to match the set.

AVAILABLE COLORS:
POLISHED BLACK



TRANSPARENT RED MAPLE



NATURAL MAPLE



DIAMOND BLUE



SATURN STU



SL7D

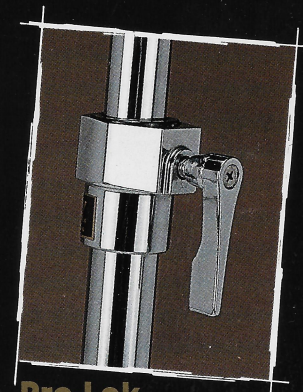
Illustrated in Polished Black (Cymbals not included)

BASS DRUM		TOM TOM			FLOOR TOM TOM		SNARE DRUM		
SLB22	SLT10	SLT12	SLT13	SLT14	SLF16	SLF18	SLS	56S	
22" x 16"	10" x 8"	12" x 10"	13" x 11"	14" x 12"	16" x 16"	18" x 16"	14" x 14 1/2"	14" x 14 1/2"	
••		•	•		•	•	•	•	
HI-HAT STAND	SNARE DRUM STAND	CYMBAL STAND	CYMBAL BOOM STAND	FOOT PEDAL	TOM TOM HOLDER			BASS DRUM SPURS	DOUBLE TOM STAND
H500	S500	C500	B500	P500	TH66D	TH66B	TH66W	DS70	TS500
•	•	•	••	••		••		••	•

D I O S E R I E S



The high tension lugs offer accurate tuning while still minimizing contact with the wood shell. The Saturn series tension lugs only touch the shells in two contact points instead of being mounted directly on the shell thus greatly enhancing tonal resonance, volume and projection.



Pro-Lok
The unique adjustment system assures perfect locking and years of performance.



SL7

Illustrated in Natural Maple (Cymbals not included)

BASS DRUM		TOM TOM		FLOOR TOM TOM		SNARE DRUM			
SLB22	SLT10	SLT13	SLT14	SLT17	SLT18	S65S			
22" x 16"	10" x 8"	13" x 14"	14" x 14"	17" x 16"	18" x 16"	14" x 6 1/2"			
HI-HAT STAND	SNARE DRUM STAND	CRASH STAND	BOOM STAND	FOOT PEDAL	TOM TOM HOLDER			BASS DRUM SPURS	DOUBLE TOM STAND
H500	S500	C500	B500	P500	TH66D	TH66B	TH66W	DS70	TS500

S A T U R N S T U

SL60

Illustrated in Natural Maple (Cymbals not included)

BASS DRUM		TOM TOM				SNARE DRUM	
SLB22	SLT12	SLT13	SLT14	SLT15	S65S		
22" x 16"	12" x 10"	13" x 11"	14" x 12"	15" x 14"	14" x 6 1/2"		

HI-HAT STAND	SNARE DRUM STAND	CYMBAL STAND	CYMBAL BOOM STAND	FOOT PEDAL	TOM TOM HOLDER		BASS DRUM SPURS	DOUBLE TOM STAND
H500	S500	C500	B500	P500	TH66D	TH66M	DS70	T8500



D I O S E R I E S

Saturn Studio series feature the MAPEX 11 step lacquer finish process. Every Saturn Studio drum receives six applications of lacquer, four hand sandings, and a final buffing to bring out a beautiful long lasting luster. The interiors of every shell have two coats of lacquer and two hand sandings for the warm sound of maple not sealant. During the finish process each lacquered shell dries naturally for over sixty-two hours.


SLT10
10" TOM TOM
Illustrated in polished black



SLT8
8" TOM TOM
Illustrated in polished black



MAPEX 7/8" pipe diameter tom arms feature a geared filter system for superior strength and flexibility. All MAPEX tom holders come equipped with memory locks to retain your ideal set-up each and every time you play.



Illustrated in Polished Black (Cymbals not included)

SL5


BASS DRUM	TOM TOM	FLOOR TOM TOM	SNARE DRUM				
SB22	ST14	SF16	SF18				
22" x 16"	14" x 12"	16" x 16"	14" x 6"				
HI-HAT STAND	DRUM STAND	CYMBAL STAND	CYMBAL DRUM STAND	FOOT PEDAL	TOM TOM HOLDER	BASS DRUM SPURS	DOUBLE TOM STAND
H500				P500	TH66D TH66B TH66W	DS70	TS500

SATURN STAGE


These outstanding finished outfits offer the professional exceptional sound quality, unique features, and solid construction.

Saturn Stage shells are MAPEX's exclusive seven ply design that fuse the clean, crisp sound of rod and sets the forward power and durability of select hardwood. Each ply is cross laminated and then seamed at 15 degree angles for the upmost in power and strength. Superb bearing edges ensure plenty of volume with exquisite sound quality.

Saturn series sets come equipped with a 10 lug 14" x 6 1/2" rolled steel snare that will blow the roof off your high energy riffs.



Bass drum, Saturn series features...



Bass Drum Mount
Nylon sleeves housed inside the bass drum bracket ensure elimination of unwanted noise.



Surface mounted bass drum spurs offer maximum stability without interfering with the natural tone. Die-cast bracket, steel rods with rubber feet or optional floor gripping spikes are adjusted by a single wingnut that simultaneously clamps two jaws around the solid rod and sets the forward rake, height and level of the spur.



G E S E R I E S



S7D

Illustrated in Smokey Chrome (Cymbals not included)

BASS DRUM		TOM TOM		TOM TOM		SNARE DRUM	
SB22	S710	ST12	ST14	SF42	ST18	S68S	
22" x 16"	10" x 8"	12" x 10"	13" x 10"	14" x 14"	16" x 16"	16" x 16"	14" x 5 1/2"
HI-HAT STAND	SNARE DRUM STAND	CYMBAL STAND	CYMBAL BOOM STAND	HI-HAT	TOM TOM HOLDER	BASS DRUM SPURS	DOUBLE TOM STAND
H500	S500	C500	B500	TH66H	TH66M	D670	T6600



S A T U R N S T A

S5

Illustrated in Yellow Flash (Cymbals not included)

BASS DRUM		TOM TOM				FLOOR TOM TOM		SNARE DRUM	
SB22	ST10	ST12	ST13	ST14	SF16	SF18	S65S		
22" x 16"	10" x 8"	12" x 10"	13" x 11"	14" x 12"	16" x 16"	18" x 16"	14" x 6½"		
•	•	•	•	•	•	•	•		
HI-HAT STAND	SNARE DRUM STAND	CYMBAL STAND	CYMBAL BOOM STAND	FOOT PEDAL	TOM TOM HOLDER			BASS DRUM SPURS	DOUBLE TOM STAND
H500	S500	C500	B500	P500	TH66D	TH66B	TH66W	DS70	TS500
•	•	•	•	•	•	•	•	•	•



G E S E R I E S



S7

(Illustrated in Snow White II, cymbals not included)

BASS DRUM		TOM TOM		FLYER TOM TOM			SNARE DRUM		
22" x 16"		12" x 10"	14" x 12"	14" x 12"	14" x 12"	14" x 12"	14" x 6 1/2"	14" x 6 1/2"	
HI-HAT STAND	SNARE DRUM STAND	CYMBAL STAND	CYMBAL BOOM STAND	FOOT PEDAL	TOM TOM HOLDER			BASS DRUM STAND	DOUBLE TOM STAND
H500	S500	C500	B500	P500	TH66D	TH66B	TH66W	DS70	TS500

S A T U R N


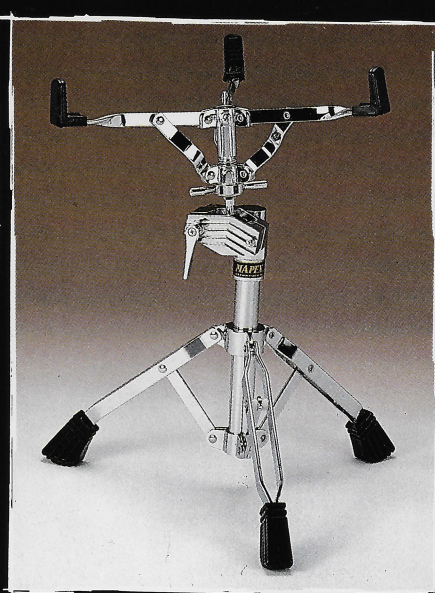



The high tension lugs offer accurate tuning while still minimizing contact with the wood shell. The Saturn series tension lugs only touch the shells in two contact points instead of being mounted directly on the shell thus greatly enhancing tonal resonance, volume and projection.

S500 Snare Drum Stand

The perfect solution to the age old problem of snare drum positioning has been answered by the nylon ball socket equipped on all Saturn snare stands.

Recommended by many of the top Mapex touring and recording artists, this snare stand easily adjusts into the perfect position for each player. The nylon ball socket allows infinite settings and can easily be adjusted by loosening the "Pro-Lok" lever.




C500 Cymbal Stand

The C500 features thick tube diameters to hold the heaviest cymbal. The wide stance capability of the double braced legs offers excellent stability. Cymbals are secure with the unique "Pro-Lok" height adjustments.




P500 Pedal

The foot pedal combines fast, smooth pedal action with greater adjustment capability for specific tension and beater angle. Ball bearings and chain drive will offer years of responsive action.




P800 Pedal

The MAPEX P800 twin bass pedal's dual universal joints offer smooth action and quick response.




S E R I E S




B500 Boom Stand

This heavy duty boom contender can convert into a versatile extra tall straight stand or disappear for compact transportation. Remove the balanced counter weight and slide the long boom arm straight down center post for instant conversion.



H500 Hi-Hat Stand

The Saturn H500 offers dual spring tension easily adjusted from the throne. A totally professional hi-hat, the H500 even allows you to adjust the angle of the foot plate for maximum playing comfort.




TS500 Double Tom Stand

The TS500 is a heavy duty double tom stand with thick double-braced legs. Both of the sturdy MAPEX tom arms come with memory locks for quick positioning and extra stability.

T500 Drummer's Throne

The T500 features a thick padded seat. The no-slip threaded height adjustment shaft provides settings at any position and is secured with a large wingnut. The seat diameter is 3".



M A R S S



E R I E S

Nine-ply cross laminated wood shells are standard in the MARS Series. Selected hardwood shells with choice wood grain interiors provide rich sound with great projection and volume. Each shell interior is carefully sealed for years of playing satisfaction. Notice the sleek design of the Mars full length lugs. These lugs are mounted off the face of each drum shell to allow the shell greater freedom to vibrate and project. This type of design enhances the total sound quality and increases volume with any playing style. Heavy duty double braced hardware is provided with each kit and features the unique MAPEX "Pro-Lok" system of adjustment. The chain drive hi-hat stand and bass drum pedal offer smooth, fast response.

The Mars Series... extraordinary value.



M9D

Illustrated in Eclipse Black (Cymbals not included)

BASS DRUM		TOM TOM			FLOOR TOM TOM		SNARE DRUM		
M9D	M9D	M12	M13	M12	M18	MF18	S65M		
20" x 18"	12" x 10"	16" x 14"	14" x 12"	16" x 16"	18" x 16"	14" x 6 1/2"			
•	•	•	•	•	•	•	•		
HI-HAT STAND	SNARE DRUM STAND	CYMBAL STAND	CYMBAL BOOM STAND	FOOT PEDAL	TOM TOM HOLDER			BASS DRUM SPURS	DOUBLE TOM STAND
H300	S300	C300	B300	P300	TH65D	TH65B	TH65W	DS77	TS300
•	•	•	•••	••	••			••	

M

A

R

S

M7D

Illustrated in Smokey Chrome (Cymbals not included)

BASS DRUM		TOM TOM				FLOOR TOM TOM		SNARE DRUM	
MB22	MT10	MT12	MT13	MT14	MF16	MF18	S65M		
22" x 16"	10" x 8"	12" x 10"	13" x 11"	14" x 12"	16" x 16"	18" x 16"	14" x 6 1/2"		
••		•	•		•	•	•		
HI-HAT STAND	SNARE DRUM STAND	CYMBAL STAND	CYMBAL BOOM STAND	FOOT PEDAL	TOM TOM HOLDER			BASS DRUM SPURS	DOUBLE TOM STAND
H300	S300	C300	B300	P300	TH65D	TH65B	TH65W	DS77	TS300
•	•	•	••	••		••		••	•



S E

M7

Illustrated in Eclipse Black (Cymbals not included)

BASS DRUM		TOM TOM				FLOOR TOM TOM		SNARE DRUM	
MB22	MT10	MT12	MT13	MT14	MF16	MF18	S65M		
22" x 16"	10" x 8"	12" x 10"	13" x 11"	14" x 12"	16" x 16"	18" x 16"	14" x 6 1/2"		
•	•	•	•	•	•	•	•		
HI-HAT STAND	SNARE DRUM STAND	CYMBAL STAND	CYMBAL BOOM STAND	FOOT PEDAL	TOM TOM HOLDER			BASS DRUM SPURS	DOUBLE TOM STAND
H300	S300	C300	B300	P300	TH65D	TH65B	TH65W	DS77	TS300
•	•	•	•	•			•	•	



R T E S

M5

Illustrated in Wine Red (Cymbals not included)

BASS DRUM		TOM TOM			FLOOR TOM TOM		SNARE DRUM
MB22	MT10	MT12	MT13	MT14	MF16	MF18	S65M
22" x 16"	10" x 8"	12" x 10"	13" x 11"	14" x 12"	16" x 16"	18" x 16"	14" x 6 1/2"

HI-HAT STAND	SNARE DRUM STAND	CYMBAL STAND	CYMBAL BOOM STAND	FOOT PEDAL	TOM TOM HOLDER			BASS DRUM SPURS	DOUBLE TOM STAND
H300	S300	C300	B300	P300	TH65D	TH65B	TH65W	D300	D300



with the sturdy Lok™ cymbal



MT8
8" TOM TOM
Illustrated in Wine Red

Mars Series Kits can easily be expanded as your performance demands it. 8" x 8" and 10" x 9" power toms are a perfect add-on to any five piece kit. Any MAPEX Mars set can be expanded up to an awesome 10 piece double bass mega set.




MT10
10" TOM TOM
Illustrated in Wine Red

M A R

MAPEX®

Snare Strainer

Fine adjustments of snare tension can be made quickly



TS300 Double Tom Stand

The TS300 double tom stand uses two Mapex tom arms with memory locks on each arm. The double-braced legs and unique "Pro-Lok" height adjusters provide exceptional stability for extra toms.



5300 Snare Drum Stand

Mapex 5300 snare stand features a level-tilt system for adjustment for superior strength and flexibility.



M
illus
BA
2
HI-
STA
HC



Chain Drive Stand





Smooth chain drive
adjustable spring tension.
Used with a

B300 Cymbal Boom Stand

The B300 boom stand also has wide base possibilities and the low center of gravity three pipe stand construction. The weighted boom arm protects your cymbals against disastrous falls. The side mount boom arm allows the tightest of angles to be achieved for positioning in any fashion.

C300 Cymbal Stand

The C300 is perfectly balanced with wide stance capabilities from the sturdy double-braced legs. Only "Pro-Lok" height adjustments secure your cymbal investment.



R I E S

T300 Drummer's Throne

The T300 features a thick padded seat, professional height adjuster with a memory lock, and thick double-braced tripod legs for durability and strength.



AVAILABLE COLORS:

ECLIPSE BLACK

SNOW WHITE

WINE RED


SMOKEY CHROME

TURBO RED

YELLOW FLASH

P300 Pedal

Designed for speed and strength, the Mars P300 pedal uses professional chain drive.



Specifications are subject to change without notice.



SINCE 1930

MANUFACTURED BY K.H.S. MUSICAL INSTRUMENT CO., LTD.
PRESENTED BY MUSIX CO., LTD.
TAIPEI TAIWAN REPUBLIC OF CHINA



PRINTED IN TAIWAN
PHOTO • DESIGN BY LOGI TEL: (02)7552576-7 FAX: 886-2-7048124