

MARS PROFESSIONAL SERIES




MAPEX[®]

THE MAPEX BREAKTHROUGH

Total Freedom with the Natural Sound of Wood

Today, drummers want maximum projection. This means drum shells that vibrate more freely. That's why rim systems, minimum contact hardware and hardwood interiors have become so popular and why top of the line drums rarely have covering other than lacquer over a hardwood shell. The new MARS PRO gives you state-of-the-art projection. Like the most expensive drums, there is no sound dampening plastic pearl covering the shells, just a pure lacquer color coat over the natural wood shells. The MARS PRO features Gladstone type, two point contact high tension lugs because long full contact lugs also deaden a shell's vibrating surface. The MARS PRO has many other outstanding features all aimed at giving you the best sound for today's power playing. The MARS PRO means total freedom of sound and maximum projection with a pure tone we call the NATURAL SOUND OF WOOD.




Maple Resonance Interiors

Diagonal ply maple provides greater sound projection and strength.



External Tom Mount Holder

No tubing penetrating shell or shell interior.



Professional Lacquer finish

Same finish previously seen only on custom drums. No glue on plastic color coat that deadens sound.



2 Point Contact Full Length Lugs

Classic Gladstone high tension design frees up shell vibration with minimum surface contact.



One Touch Rubber/Spike Spurs

Allows one step height and angle adjustment.



Heavy Gauge Single and Double Braced Legs

Provides strength and stability for the power player.




Chain Drive Pedal and Hi-Hat

Tempered, small links provide smooth, positive action yet have strength of large links.



Seamless Shell Chrome Snare

Insures perfect roundness without dead spots caused by welded seams.



Pro Lok Lever Stands

Allows for maximum tightening.

LACQUER COLOR CHART



Polished Black 162 (PB)	Candy Apple Red 163 (CAR)	Candy Cobalt Blue 164 (CCB)	Pearl White 165 (FPW)
-------------------------------	---------------------------------	-----------------------------------	-----------------------------

Mars Pro Deluxe Colors



Red Burst 167 (RB)	Blue Burst 168 (BB)	Slate Blue 169 (SB)
--------------------------	---------------------------	---------------------------



MP5X

This beautifully lacquered five piece outfit consists of 12 x 10 and 13 x 11 mounted toms, 16 x 16 floor tom and 22 x 16 bass drum with maple interior shells. Outfit comes complete with a 14 x 6-1/2 seamless chrome snare drum and triple plated, single braced hardware. Color Shown-Slate Blue

MARS PRO STANDARD	BASS		TOM-TOM		FLOOR	SNARE	S300M SNARE STAND	H300M HI HAT STAND	C-300M CYMBAL STAND	P300M PEDAL	TH67 TOM HOLDER
	22x16	12x10	13x11	16x16	14x6½						
	MPB 2216	MPT 1210	MPT 1311	MPF 1616	S465M						
MP5X	•	•	•	•	•	•	•	•	•	•	•

Above Equipped with Double Braced Stands, Specify MP525

MARS PRO DELUXE	BASS DRUM			TOM-TOMS								FLOOR TOM		SNARE	SNARE STAND	HI HAT STAND	CYMBAL STAND	BOOM STAND	PEDAL	TOM STAND	TOM HOLDER	TOM HOLDER	ADAPTOR
	20x16	22x16	22x18	10x9	10x10	12x10	12x12	13x13	14x12	14x14	16x14	16x16	18x16	14x6½									
	MPB 2016	MPB 2216	MPB 2218	MPT 1009	MPT 1010	MPT 1210	MPT 1212	MPT 1313	MPT 1412	MPT 1414	MPT 1614	MPF 1616	MPF 1816	S465M									
MP522P			•				•	•					•	•	•	•	•	•	•	•	•	•	•
MP602	•			•		•			•				•	•	•	•	•	•	•	•	•	•	•
MP622		•			•		•			•			•	•	•	•	•	•	•	•	•	•	•
MP722		•			•		•	•		•			•	•	•	•	•	•	•	•	•	•	•
MP922D		••			•		•	•		•			•	•	•	•	•	•	•	•	•	•	•
MP722DP			••				•	•					•	•	•	•	•	•	•	•	•	•	•

AMPLIPHONIC SIZES

FUSION DESIGN

AMPLIPHONIC SIZES




MP522P

This five piece power kit in natural lacquer finish features a 22x18 bass drum for additional low end projection, 12x12 and 13x13 square size mounted toms and 16x16 floor tom, all with maple interiors. A deluxe 14x6-1/2 8-lug seamless chrome snare drum and triple plated, double braced hardware provides a complete outfit for the power player. Color Shown-Candy Apple Red

MARS PRO DELUXE AMPLIPHONIC SIZES

The natural lacquered ampliphonic sizes offered on the Mars Pro Deluxe provide the power and projection to cut through the amplification used by bands today. The unique square size tom design and full hardrock maple interiors produce the tone and punch required by today's power players like Steve "Dr. Killdrums" Wacholz of Savatage.



Steve Wacholz
"Dr. Killdrums"
SAVATAGE

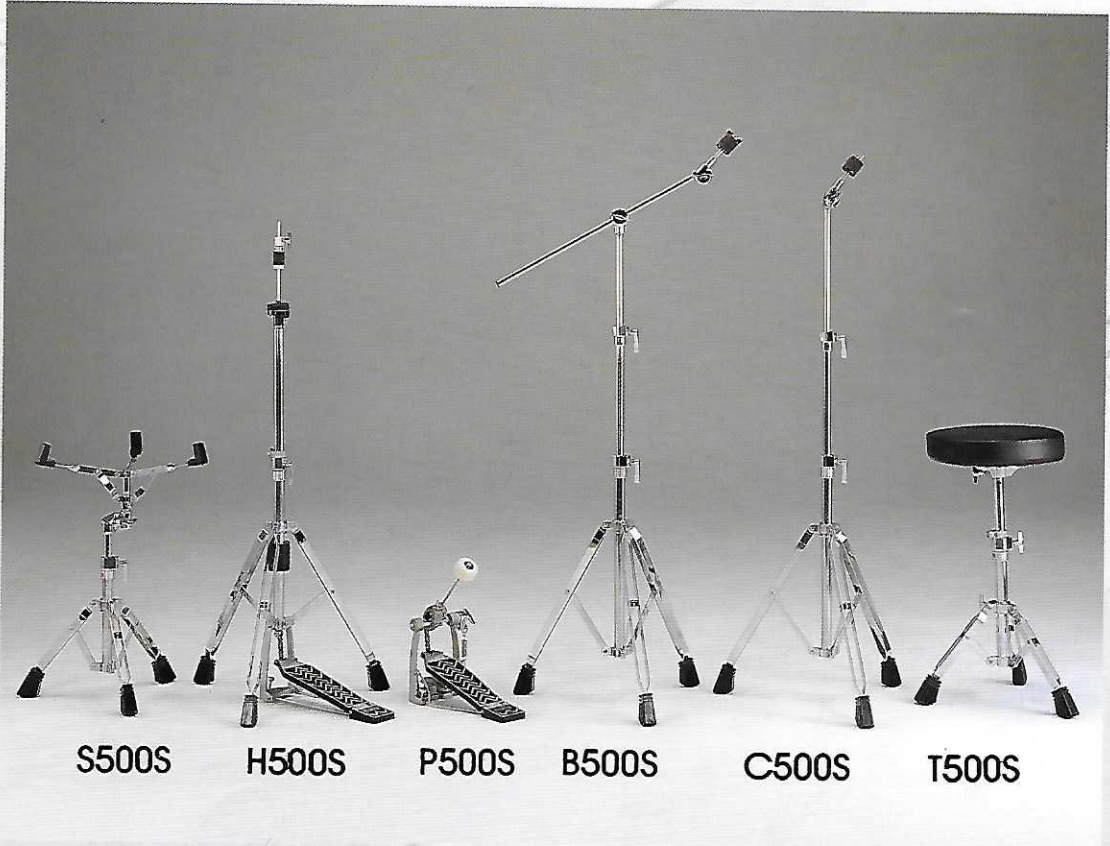


MP622

The MP622 outfit with maple interiors and natural lacquer finish features a 22x16 bass drum, 10x10 and 12x12 square size mounted toms, 14x14 and 16x14 aero toms on a double tom stand. Included is a deluxe seamless 14x6-1/2 8-lug chrome snare drum. Outfit includes road worthy, triple plated, double braced hardware with Pro Lok levers. Color Shown-Polished Black

DELUXE DOUBLE BRACED HARDWARE

MAPEX 500 series double braced hardware accompanies all MARS PRO Deluxe models. The 500 series features mini link chain drive on all bass drum and hi hat pedals. Hihats also come with fully adjustable tension. Snare stands and cymbal stands in the 500 series are all equipped with Pro Lok levers and heavy tube construction, triple chrome plating and diecast connectors.



S500S

H500S

P500S

B500S

C500S

T500S

**FUSION
DESIGN**
Larger chambers
in smaller
diameters

MP602

This fusion design maple interior outfit features a 20×16 bass drum, 10×9 and 12×10 mounted toms with 14×12 and 16×14 aero toms in lacquer finish. The MP602 includes a deluxe, seamless 14×6-1/2 8-lug chrome snare drum, triple plated, double braced hardware and the newly designed TS510S double tom stand.

Color Shown—Pearl White



MP722

This seven piece outfit consists of 22×16 bass drum, 10×10, 12×12, 13×13, and 14×14 square size mounted toms, 16×16 floor tom and 14×6-1/2 8-lug chrome snare drum. Two single tom holders with adaptors are included for mounting the 10×10 and the 14×14 toms on the cymbal stands for a tighter set up. Double braced hardware with Pro Lok levers are standard equipment.

Color Shown—Blue Burst





MP722DP

The maximum power kit contains two 22x18 bass drums, 12x12 and 13x13 square size mounted toms and 16x16 and 18x16 floor toms, all in natural lacquer finish with maple interiors. A deluxe 14x6-1/2 seamless, 8-lug chrome snare drum with heavy duty, double braced hardware completes this high powered kit. Color Shown—Red Burst

AMPLIPHONIC SIZES

MP922D



This double bass kit with maple interior shells and natural lacquer finish features two 22x16 bass drums. It has 10x10, 12x12, 13x13 and 14x14 mounted toms, and 16x16 and 18x16 floor toms. The snare is a deluxe 14x6-1/2 seamless, 8-lug chrome model. Three boom stands are included along with heavy duty, double braced hardware. Color Shown—Blue Burst



The Natural Sound of Wood