


MAPLETECH *ORION* SERIES

MAPEX
Traditional Series
Hand Selected Maple

MAPEX®



MAPLETECH *ORION* SERIES

The Mapex MapleTech Orion series matches hand selected North American Maple shells with the latest in tone enhancing and tom positioning hardware.


Three different MapleTech Orion designs are offered:

Orion Birdseye Maple

Orion Custom Maple

Orion Traditional Maple

MapleTech Shells:



Traditional Maple Shells

Custom / Birdseye Maple Shells

MapleTech Finishes:

Gloss Lacquer

MapleTech shells are available in a wide variety of polished or transparent lacquer for an elegant appearance.

Natural Wax

For MapleTechs' natural wax finish, each shell is hand sanded, naturally stained, then undercoated. A clear coat and final polished wax finish seals and protects the natural look.

Isolated Tom System (I.T.S.)

MapleTech's Isolated Tom System provides maximum options for tom positioning while increasing shell vibration, tone and sustain. Features including individually mounted tom arms with roller ball adjustment make it even easier to position each tom up and down, or side to side. MapleTech's exclusive tom holder system does not enter the bass drum shell, providing the bass drum with a high compression air seal for exceptional volume and clarity.

Orion Birdseye Maple

- Six ply North American Maple with an outer veneer of select Birdseye Maple.
- 7.8 mm total shell thickness.
- Precision 45 degree bearing edge with counter cut.
- Full length, super Gladstone style lugs in polished chrome.



Orion Custom Maple

- Six ply North American Maple.
- 7.8 mm total shell thickness.
- Precision 45 degree bearing edge with counter cut.
- Full length, super Gladstone style lugs in polished chrome.



Orion Traditional Maple


- Six ply North American Maple.
- Vintage style 5 mm shell thickness on toms and snare drum. 7.2 mm shell thickness for bass drum.
- Precision 45 degree bearing edge with counter cut.
- Individually mounted, super Gladstone style lugs plated in 24 Karat gold.



I. ISOLATED

T. TOM


S. SYSTEM



I.T.S. Tom Holder Base Mount with 5 cm Shift

The isolated tom holder base means more flexibility in tom positioning, and no tom mount hole drilled into your bass drum. The isolated base mount attaches underneath the lugs of the bass drum. The tom holder does not enter the bass drum shell.

A shift and lock mechanism on the isolated base mount allows movement of mounted toms in a 5 cm direction either towards, or away from the bass drum batter head.



Omni-Directional Tom Holder

Each tom arm adjusts and locks individually. Both tom arms are connected to a central holder which adjusts and locks vertically.

Traditional
MAPLE




Orion Traditional Maple in PEARL WHITE

Sizes shown: two 22x18 bass drums, 18x16 and 16x16 floor toms, 13x11, 12x10, 10x9 and 8x8 mounted toms, 14x6 1/2" Traditional Maple snare drum.


I.T.S. Tom Mount

Increased shell vibration results in increased drum volume and sustain. Isolated mounts ensure mounts and tom holders on toms and floor toms do not touch the shell.




Telescoping Bass Drum Spurs

Two way adjustment makes it easy to move and lock your bass drum into perfect playing position.



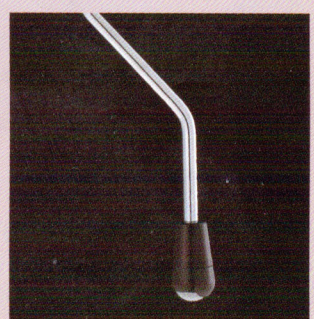
I.T.S. Floor Tom Bracket

Exclusive hex shaped locking system and unique memory lock provide durability and stability.




Shock Mounted Floor Tom Legs

Floor toms float like mounted toms. Legs are spring loaded so shell vibration doesn't bottom out.



MAPLETECH *ORION SERIES*

Custom
MAPLE



Orion Custom Maple in ANTIQUE NATURAL

Sizes shown: Two 24x18 bass drums, 18x16 and 16x16 floor toms, 14x14, 13x13, 12x12 and 10x9 mounted toms, and 14x6 1/2" Custom Maple snare drum.

Traditional
MAPLE

Orion Traditional Maple in BLACK STAR

Sizes shown: 22x16 bass drum, 18x16, 16x16 and 14x14 floor toms, 13x11, 12x10, 10x9 and 8x8 mounted toms, 14x6 1/2" Traditional Maple snare drum.



Orion Traditional Maple in NATURAL

Sizes shown: 20x14 bass drum, 14x14 floor tom, 12x8 and 10x8 mounted toms, 14x6 1/2 Traditional Maple and 14x5" BrassMaster snare drums.



Traditional
MAPLE



Birdseye
MAPLE

**Orion Birdseye Maple
in TRANSPARENT DIAMOND BLUE**

Sizes shown: 22x16 bass drum, 16x16 floor tom, 13x11 and 12x10 mounted toms, and 14x6 1/2" Birdseye Maple snare drum.



Traditional
MAPLE

Orion Traditional Maple in TRANSPARENT BLACK

Sizes shown: 22x16 bass drum, 16x16 floor tom, 13x11, 12x10, 10x9 mounted toms, 14x6 1/2 Traditional Maple and 14x5" BrassMaster snare drums.

Orion Custom Maple in SUN BURST

Sizes shown: 22x16 bass drum, 16x16 floor tom, 13x11, 12x10 and 10x9 mounted toms, 14x6 1/2 and 14x3 1/2" Custom Maple snare drums.



Custom
MAPLE



Custom
MAPLE

Orion Custom Maple in ANTIQUE RED

Sizes shown: 22x18 bass drum, 16x16 and 14x14 floor toms, 14x14, 13x13, 10x9 mounted toms, 14x6 1/2" Custom Maple snare drum.



MBES480DH (14x8)

MapleTech Snare Drums

The warm, crisp tone of a MapleTech snare drum balances perfectly with a MapleTech drumset.



MS465DH (14x6 1/2)



MS450DH (14x5)



MS435 (14x3 1/2)

Birch Deluxe Snare Drums

Expand your sound range with a Birch Deluxe Snare drum. Birch is renowned for its superior clarity and unique tone. Choose from a variety of diameters and depths in the snare drum specification chart.



BS480DH (14x8)



BS465DH (14x6 1/2)

SNARE DRUMS

MapleTech Birdseye Snare Drums

Same design and construction as standard MapleTech, but with a beautiful outer veneer of Birdseye Maple.



MBES450DH (14x5)

BrassMaster Snare Drums

Add the bright, metallic punch of brass to your MapleTech setup. Choose from a variety of diameters and depths in the snare drum specification chart.



B465DH (14x6 1/2)



B450DH (14x5)



B435 (14x3 1/2)

Steel Chromium Snare Drums

Durable steel chromium shells offer drummers a powerful sounding snare drum. Available in a variety of diameters and depths. See snare drum specification chart for models available.



S465DH (14x6 1/2)



S450DH (14x5)


● Snare Drum Specification Chart

	MODEL#	SIZE	DESCRIPTION
MAPLE	MS435	14" x 3 1/2"	Piccolo
	MS335	13" x 3 1/2"	Piccolo
	MS345	13" x 4 1/2"	Piccolo
	MS450DH	14" x 5"	Mid Range
	MS465DH	14" x 6 1/2"	Conventional
BIRCH	MBES480DH	14" x 8"	Super Deep
	MBES435	14" x 3 1/2"	Piccolo
	MBES450DH	14" x 5"	Mid Range
	MBES465DH	14" x 6 1/2"	Conventional
	MBES480DH	14" x 8"	Super Deep
STEEL	S435	14" x 3 1/2"	Piccolo
	S335	13" x 3 1/2"	Piccolo
	S450DH	14" x 5"	Mid Range
	S345	13" x 4 1/2"	Piccolo
	S465DH	14" x 6 1/2"	Conventional
	S480DH	14" x 8"	Super Deep
	B335	13" x 3 1/2"	Piccolo
	B435	14" x 3 1/2"	Piccolo
BRASS	B450DH	14" x 5"	Mid Range
	B465DH	14" x 6 1/2"	Conventional
	B480DH	14" x 8"	Super Deep
	BS	BS465DH	14" x 6 1/2"
	BS480DH	14" x 8"	Super Deep


DH = DIE CAST HOOPS

BS = BIRCH

STRAINERS




Noise Free, Sensitive, Smooth, Adjustable throw off



Sensitive Adjustable Butt



Hi Tension Piccolo Snare Strainer



Die Cast Butt

Die Cast Hoops



Power Hoops




HARDWARE

Hi-Hat

H700 Hi-Hat, H700L Legless Hi-Hat

The H700 combines strength with fluid, gliding ease. The H700 has redesigned clutch, patented spring tension adjustment and double braced legs with retractable spike tips.

The H700L hi-hat is legless for the drummer with little space for stand legs.



H700

Cymbal

C700 Cymbal Stand

The C700 cymbal stand is sturdy yet lightweight. New nut design resists stripping. Redesigned steel Pro-lok lever screws into die cast steel nut, instead of stand metal.



C700

T720, T710 and T700 Thrones

The T710 bicycle style seat features threaded height adjustment and double braced legs.

The T700 features the same design and construction, but with round padded seat. The T720 is the same as the T700, but with cloth covered seat




T720

Stands

AC906

Legless Hi-Hat Attachment Clamp



H700L



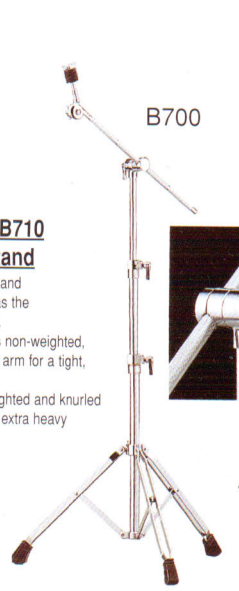
H500S



B710

B700 or B710 Boom Stand


Same design and construction as the popular C700. The B700 has non-weighted, knurled boom arm for a tight, no slip grip. B710 has weighted and knurled boom arm for extra heavy cymbals.



B700



B510S



B520S



B500S

Stands

Snare Stands

S700 Snare Stand

This double braced snare stand with ball and socket adjustment provides strength and unlimited snare drum positioning. Easy thumb turn lever tightens or releases snare basket.



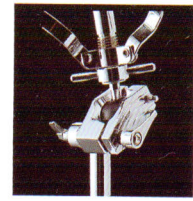
C500S



S700



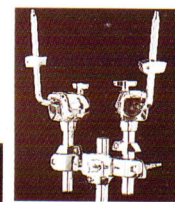
S500S



Tom Stand

TS720 Double Tom Stand



Fully adjustable, heavy duty tom stand holds the heaviest of toms. TS720 features an omni-directional tom holder, double braced legs, ball and socket tom arm, and Pro-lok levers with die cast steel interior nut.



Pedals

P700 Pedal

Direct drive bar, instead of chain drive, offers superior strength and speed. Easy swivel design cam provides less friction for greater response.



P800 Double Pedal

The P800's redesigned cam, footboard, footplate and new direct drive bar system make it lightning fast and remarkably stable.

Thrones




T710




T500S

AC901




Mapex Super Grips


AC904




AC902



AC903



AC905



MapleTech Individual Drum Chart

Build your MapleTech Orion drumset using the individual drums listed here. Or, see the Mapex price list for available pre-packaged models and shell kits.

	SIZE	Custom Maple	Birdseye Maple	Traditional Maple
Bass Drums	24x18	•	•	•
	24x16	•	•	•
	22x18	•	•	•
	22x16	•	•	•
	20x16	•	•	•
	20x14	•	•	•
Floor Toms	18x14	•	•	•
	18x16	•	•	•
	16x16	•	•	•
Mounted Toms	14x14	•	•	•
	16x14	•	•	•
	15x13	•	•	•
	14x14	•	•	•
	14x12	•	•	•
	13x13	•	•	•
	13x11	•	•	•
	13x9	•	•	•
	12x12	•	•	•
	12x10	•	•	•
	12x8	•	•	•
	10x10	•	•	•
	10x9	•	•	•
	10x8	•	•	•
Snare Drums	8x8	•	•	•
	MS450DH	•		
	MS465DH	•		
	MBES450DH		•	
	MBES465DH		•	
	TMS450DH			•
	TMS465DH			•

MAPLETECH ORION COLORS

TR 153
TRANSPARENT
RED



TD 154
TRANSPARENT
DIAMOND BLUE



TB 155
TRANSPARENT
BLACK



EB 156
EVENING BLUE



SN 157
SUN BURST



FW 165
PEARL WHITE



BR 185
BLACK STAR



AR 182
ANTIQUÉ RED



AN 183
ANTIQUÉ NATURAL



NL 184
NATURAL



MAPEX®