

MAPEX[®]



MAPEX

FAMILY

ORION^{Classic}

Pro SATURN^{Series}

Deep Forest



Orion Series



Saturn Pro Series




Pro M Series



M Series



V Series



Black Panther



BRASS

Pro Snare



STEEL

Precious Metal



PHOSPHOR BRONZE

Performing Artist Series™
Hardware




MAPEX[®]

www.mapexdrums.com

© Copyright 2002 Printed in Taiwan

PURE DESIGN, PURE SOUND, PURE STRENGTH

**Custom Made Drums ---
The perfect marriage of hand-craftsmanship
and technological support**






Mapex Orion Classic and Saturn Pro are the result of handcrafted, ultra-thin shells, molded with technical precision and heat-cured with Mapex's own microwave process. Following an initial mechanical process, each shell and bearing edge is hand-sanded to exact specification. Each drum receives individual care in the multi-layered lacquer process, hand buffing, installation of the hardware and I.T.S. (Isolated Tom




System) to assure the tom and bass drums are within the same tonal spectrum.

This entire process ensures that each drum is perfectly matched.





**MAPEX I.T.S. Enhanced Shell Resonance ---
Through minimal metal-to-shell contact**



The Mapex concept is simple but solid --- Keep the handcrafted shell-sound pure and true. Orion Classic and Saturn Pro series represent the most advanced combination of shell isolation available. The Mapex Isolated Tom System (I.T.S.) is incorporated into all aspects of the drums suspension system. The Rack Toms are supported at the lugs, allowing true shell resonance while keeping the drum stable, even



under the most fierce performance standards. The patented (U.S. Patent #5660364) TH685 isolated style double-tom holder allows variable height and front-to-back position adjustment; Strength and stability without penetrating the drum shell itself. The powerful floor tom projection is designed into the I.T.S. floor tom suspension system which isolates the leg brackets from the shell and incorporates the Mapex exclusive spring-loaded floor tom legs.



ORION Classic

Hand-crafted, ultra-thin, I.T.S. mounted North American Maple shells w/ 2.3mm power hoops, recording sized bass drums, snare drum, and 950 Performing Artist Series™ hardware, combined for characteristic warmth, presence, projection and tuning range required by the most demanding players. The Orion Classic™ is offered in Traditional (TM) and Birdseye Maple (TBE) with gold-plated lugs and rich deep hand-rubbed lacquer or wax finishes. Orion Classic drums represent more than Mapex's top of the line, they represent modern drumming's state-of-the-art.



STUDIO TM6225WN / TBE6225WN Wax Natural




1 6 ply 5.1 mm North American Maple Shells (TM models)

Traditional warmth, presence and tuning range along with an uncommon balance of focus and resonance. (Shown w/ additional Birdseye outer ply for TBE 7 ply shell models)



2 Die Cast Bass Drum Claw Hooks

The smooth, finished appearance of chrome Diecast claw hooks, recessed to protect the key tuning rods, reflecting the care in hand-crafted design of the Mapex Orion Classic™ series.




3 Floor Tom I.T.S. with Spring Loaded Floor Tom Legs

Featuring off-tom leg support design and spring loaded floor tom leg feet for full shell action and projection.



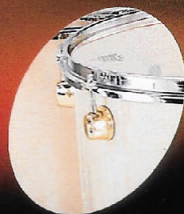
4 I.T.S. Isolated Tom System

Mapex's exclusive off-shell tom mounting system enhance the fundamental projection of the all maple drum.



5 Isolation Style Double Tom Holder

Allows variable height and 2" (5cm) front-to-back position adjustment. Tall and short, thick and thin players can perform in comfort.



6 24K Gold Plated Low Mass Lugs

Single point contact, low mass lugs allow for maximum resonance with minimal shell effect.



7 I.T.S. Bass Drum Spur Mount

Non-penetrating design focus the 'business end' of the bass drum without interfering with the drum's resonance ability. 'spur end' easily adjusts from wide rubber feet to pointed steel tip for difficult floor surfaces.

MAPEX

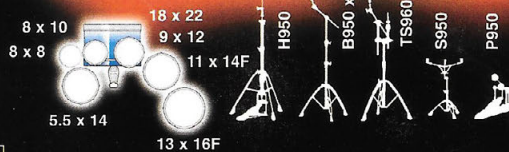
STUDIO TM6225WN / TBE6225WN
Wax Natural



STUDIO TM7246SU / TBE7246SU
Twilight Stardust



STUDIO
TM7246SU
TBE7246SU
Twilight Stardust

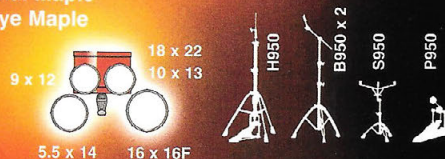


STANDARD TM5255TR / TBE5255TR
Transparent Red




Orion Classic Available Models:
(TM)Traditional Maple
(TBE)Birdseye Maple

STANDARD
TM5255TR
TBE5255TR
Transparent Red



STUDIO
TM6225WN
TBE6225WN
Wax Natural



FUSION
TM5025
TBE5025



FUSION
TM5225
TBE5225



MAPEX AVAILABLE COLORS



SE Emerald Stardust



SK Black Stardust



SU Twilight Stardust




AI Antique Ivory




GF Gold Fade


ORION Classic




WN Wax Natural



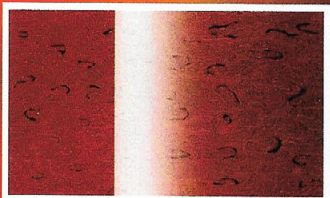
TA Transparent Amber




TB Transparent Black



TD Transparent Diamond Blue



TR Transparent Red



TV Transrent Violet


Pro SATURN Series

The MAPEX Saturn Pro series features a uniquely constructed, thin 5.1mm/6-ply shell. Essentially two shells in one, the outer 4 plies of North American Maple perfectly complement the inner 2 ply 'shell' of exotic walnut. Combined they exude the warmth and depth of walnut's penetrating low frequencies with the edge and clarity of maple. Studio-engineer friendly and on-the-road sturdy! MAPEX's proprietary I.T.S. system, fully isolates all of the drums from each other to maximize the powerful acoustic characteristics.

Available in several popular configurations and a wide range of component sizes, the eight-coat hand rubbed lacquered shells are available in 10 dynamic finishes. Saturn Pro features 750 Performing Artist Series™ stands and pedals. As Saturn Pro, as with all MAPEX shells, has a limited life-time warranty covering manufacturing defects and material.



FUSION SW5225TB Transparent Black



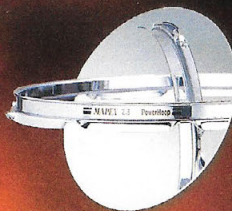
6

I.T.S. Isolated Tom System
Mapex's exclusive off-shell tom mounting system provides stability without stopping all important shell resonance that contributes to the toms full projection sound.




1

6-ply, 5.1mm Maple/Walnut Shells
Special 2-ply exotic walnut inner "shell" within a 4-ply North American outer shell. A combination creating an exceptionally strong and resonant instrument. This heat-molded shell is the heart of the Saturn Pro sound. Available in 10 hand-rubbed lacquer finishes.



2

2.3mm Mapex Powerhoops
All Saturn Pro tom toms feature rigid 2.3mm chrome steel Powerhoops to assure consistent contact of the drumhead to the carefully crafted bearing edges.



3

Isolation Style Double Tom Holder

Non-penetrating bass drum /double tom holder allows extensive height adjustment without disturbing the bass drum sound integrity. Removing the mass and weight of the tom system from the shell allows the bass drum to produce the desired true fundamental punch that drives a band.



4

Floor Tom I.T.S. with Spring Loaded Floor Tom Legs

Featuring off-tom legs support design and spring loaded floor tom leg feet for full shell action and projection.



5

I.T.S. Bass Drum Spur Mount

Non-penetrating design focuses the 'business end' of the bass drum without interfering with the drum's resonance ability, 'spur end' easily adjusts from wide rubber feet to pointed steel tip for difficult floor surfaces.

MAPEX

Pro
SATURN Series

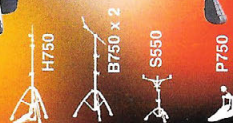
FUSION SW5225CY
Transparent Cherry Red




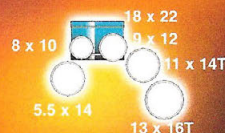
FUSION SW5025SU
Twilight Stardust



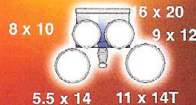
FUSION SW5225CY
Transparent Cherry Red



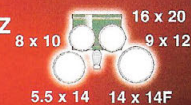
STUDIO SW6225SE
Emerald Stardust



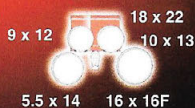
FUSION SW5025SU
Twilight Stardust



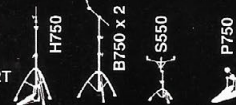
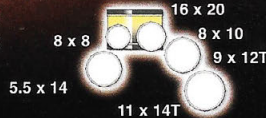
PHILLY JAZZ SW5044



STANDARD SW5255




STUDIO SW6035



STUDIO SW6225SE
Emerald Stardust



AVAILABLE COLORS




SE Emerald Stardust




SK Black Stardust



SU Twilight Stardust




CY Transparent Cherry Red




TA Transparent Amber

Pro SATURN Series




TB Transparent Black




TD Transparent Diamond Blue



AI Antique Ivory



GF Gold Fade



WN Wax Natural