

# MAPEX

# FAMILY

Deep Forest



Orion Series



Saturn Pro Series



Pro M Series



M Series



V Series



Black Panther



BRASS

Pro Snare



STEEL

Precious Metal



PHOSPHOR BRONZE

Performing Artist Series™  
Hardware



PERFORMING  
ARTIST SERIES

# HARDWARE



# MAPEX


www.mapexdrums.com  
© Copyright 2002 Printed in Taiwan

# SINGLE BASS DRUM PEDALS

PERFORMING  
ARTIST SERIES™

MAPEX® Performing Artist Series™ Single Bass Drum pedals are designed to provide outstandingly smooth performance, accuracy and flexibility. Constructed to withstand the punishing stress of regular use, assembly and disassembly without being complex and overly bulky.


P750



P950




P550



- **Tri-tonal Beater**  
Maple, felt and plastic provide a variety of sounds and feel.

- **Stroke Adjustment Stabilizer Bearing and Spring Tension Lock**

Total control of beater balance and position coupled with non-slip spring tension locking nut for easy adjustment and reliability.



- **Patented Floating Bass Drum Hoop Clamp**

Allows faster secure clamping to your bass drum hoop without damaging the hoop itself. Also featured is super-strength double bracing on the reverse side of the footboard.




- **Mapex Non-Slip Mesh Designed Footboard**

The Mapex P950 and P980 pedals feature a revolutionary non-slip MESH footboard design provides plenty of friction to assure your foot has total control of the footboard's surface.



- **Variable Position Cam & Chain Drive**


Patented micro adjustable cam design allows the player to adjust the torque of the beater itself. Not available in USA.




# DOUBLE BASS DRUM PEDALS

**PERFORMING  
ARTIST SERIES™**

MAPEX® Performing Artist Series™ Double Bass Drum pedals design in the features of MAPEX® Single Bass Drum pedals. Additionally, the dual pedal chassis are linked with our patent-pending dual-universal non-slip linkage system designed for extended play and balanced sensitivity between the feet.



**P580**



**P980**



**P380**

## Specification

	P380	P580	P750	P980
1. Bass Drum Beater				
• Tri-Tonal-Maple, Felt & Plastic	✓	✓	✓	✓
• Duo-Tonal-Felt & Plastic				
2. Cam and Chain Drive:				
• Variable Position Cam & Chain Drive	✓	✓	✓	✓
• Roller Power Drive Cam & Chain Drive				
3. Stroke Adjustment Stabilizer Bearing				✓
4. Spring Tension Adjustment-Non-Slip Locking Nut				✓
5. Patented Floating Bass Drum Hoop Clamp		✓	✓	✓
6. Pedal Stabilizer:				
• Distinctive yellow steel plate with adjustable built-in spurs & rubber tread	✓	✓	✓	✓
• Compact Radius Rods for portability				
7. Patented Dual Universal Linkage:				
• Flexible Rubber covered U-Joints protect against dust and dirt	✓	✓	✓	✓
• Adjustable hexshaft features internal retaining mechanism to prevent pull-out				
8. Drum Key Holder				✓

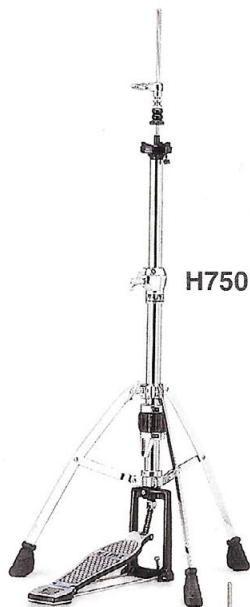
# HI-HAT STANDS

PERFORMING  
ARTIST SERIES™

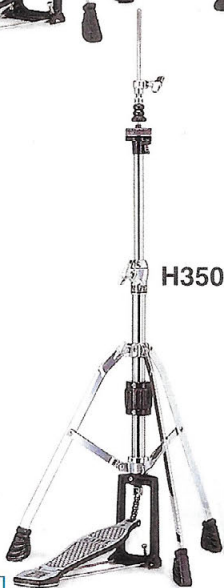
Designed into each MAPEX® HI-HAT Stand are the strong steel tube, secure casting and leg support features of the Boom Cymbal Stands. Combined with the Multi-Adjustable Spring Tension, patented True Direct-Pull™ chain drive mechanism and rotating leg assemblies, MAPEX® HI-HAT stands anticipate today's multi-faceted performance requirements.




H950



H750



H350





H550




• **Patented Hi-Hat Clutch & Tri-Nodal Cymbal Seat**  
Hi-Hat cymbals are secured within the grasp of Mapex's OS Cymbal Accentuators™. This special material enhances cymbals sustain, yet will not shred or compact into a hard surface. The angle-adjustable Tri-Nodal Cymbal seat provides maximum angles control with minimal contact to the bottom cymbal itself.

• **10-Stop Spring Tension Adjustment**  
Incremental, positive tension adjustment for the individual's needs and playing style.



• **Rotating Leg Assembly**  
Mapex P.A.S.™ Hi-Hat stands feature a 360° rotating leg assembly, allowing closer positioning of the footboards in multi-pedal setups.

• **True Direct Pull™ Drive System**  
Patented design that maintains vertical-pull motion for greater speed, accuracy and control. Available on the H950 only.



• **Mapex Non-Slip Mesh Designed Footboard**  
The Mapex H950 Hi-Hat features the unique non-slip mesh footboard as featured on the P950 Single Bass Drum Pedal.

## Specification

	H350	H550	H750	H950
1. Top Hi-Hat Cymbal Control • Mapex OS Cymbal Accentuator™	✓	✓	✓	✓
2. Bottom Hi-Hat Seat • Tri-Nodal, Min. Contact Cym. seat			✓	✓
3. Patented True Direct-Pull System				✓
4. Spring Tension Adjustment • 10-stop wide range mechanism			✓	✓
5. Application and Leg Bracing • Heavy-weight / Single-braced • Medium-weight / Double-braced • Light-weight / Single-braced	✓	✓	✓	✓
6. Rotating Leg Assembly	✓	✓	✓	✓

# Boom Cymbal Stands


**PERFORMING  
ARTIST SERIES™**

MAPEX® Performing Artist Series™ Boom Cymbal stands consistently provide secure stability and mechanical strength. Whether the application is light-weight portability or heavy-weight high volume, the rattle-free castings and re-enforced rivets in the leg bracings ensure years of trouble-free performance.



- **OS Cymbal Accentuator™**  
Enhance the sustain of the cymbal through minimal contact, offer more protection from the wing-nut on top of the cymbal itself and will not compress or shred like traditional felt washers.

- **Mapex Designed Casting & Slip-Proof Nylon Sleeve**  
Secure the stand height within slip-proof nylon sleeves designed into the chrome castings, featuring the high-grade steel wing nuts that tighten into recessed steel nuts.



**B750**

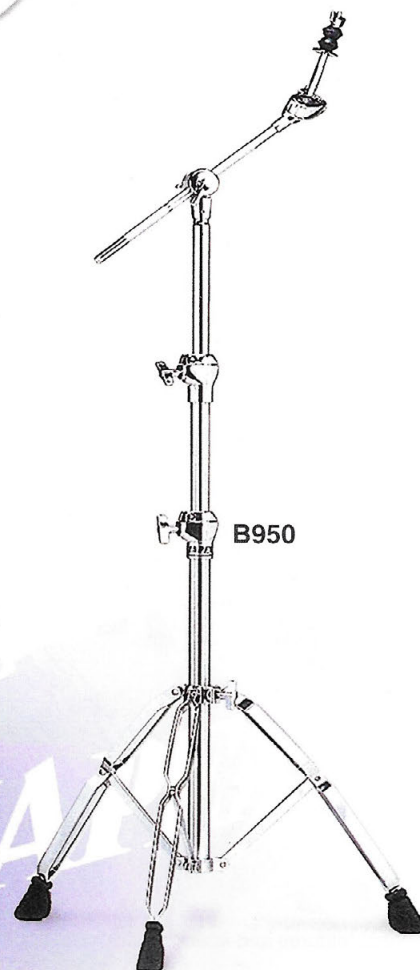
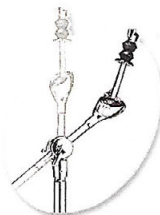
**B550**

**B350**

- **Universal Angle Ball-In-Socket Cymbal Tilter**  
Quick, easy, secure adjustment for any cymbal setup, allows for micro adjustments to the angle of the cymbal.



- **Retractable Boom Arm**  
Complete flexibility in setup is assured with the retractable boom arm designed into the 750 & 950 series boom cymbal stands.



**B950**

## Specification

### 1. Cymbal Tilter:

- Universal Ball-In-Socket
- Multi-Tooth Ratchet

### 2. Retractable Boom Arm

### 3. Usage / Legs-Bracing

- Weight
- Legs Bracing

	B350	C350	B550	B550	C550	B750	B950	B950	C950
1. Cymbal Tilter:									
• Universal Ball-In-Socket			✓			✓			✓
• Multi-Tooth Ratchet		✓							✓
2. Retractable Boom Arm						✓			✓
3. Usage / Legs-Bracing									
• Weight	Light	Light	Medium	Medium	Medium	Heavy	Heavy	Heavy	Heavy
• Legs Bracing	Single	Single	Double	Double	Double	Single	Double	Double	Double

# WEIGHTED BOOM CYMBAL STANDS & STRAIGHT CYMBAL STANDS

MAPEX® Performing Artist Series™ Weighted Boom Cymbal stands offer all the features of regular MAPEX® Boom Stands with the addition of a 2.2 pounds (1kg) weight to balance heavy ride cymbals, gongs, chime trees, etc. that may require precise placement of greatly extended stands.



B980

B560

PERFORMING  
ARTIST SERIES™

MAPEX® Straight Cymbal Stands provide all of the MAPEX® Performing Artist Series exclusive features minus the extended boom arm. Stability, flexibility and long-lasting security.



C950


C550

C350

" See additional features and specifications on page 8 "

# SNARE DRUM STANDS & MULTI-USE STANDS

MAPEX® Snare Stands offer the flexibility and reliability which is made from solid casting, curved reenforced leg housings, heavy-gauge steel tubing and easy operational baskets.



• **Universal Ball Tilter**

S950 features a sturdy Universal Ball-Tilter snare basket adjustment, allowing quick, easy sure placement of your snare drum. Virtually at any angle desired.

• **Mapex Designed Casting & Slip-Proof Nylon Sleeve**

Secure the stand height within slip-proof nylon sleeves designed into the chrome castings, featuring the high-grade steel wing nuts that tighten into recessed steel nuts.



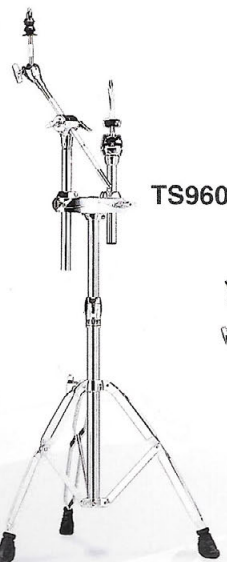
**Specification**

- |                                | S350 | S550 | S950 |
|--------------------------------|------|------|------|
| 1. Angle Tilting               |      |      |      |
| • Universal Angles Ball Tilter | ✓    | ✓    | ✓    |
| • 18-Tooth Ratch Gear Tilter   |      |      |      |
| 2. Usage & Leg Bracing         |      |      |      |
| • Heavy-weight /Double-braced  |      |      | ✓    |
| • Medium-weight /Double-braced | ✓    | ✓    |      |
| • Light-weight /Single-braced  | ✓    | ✓    |      |
| 3. Styled Memory Lock          |      | ✓    | ✓    |
| 4. Ground-Reach Shaft Design   |      |      | ✓    |


MAPEX® Multi-Use Stands give all drummers many combination by different setup versatility. With features OS Cymbal Accentuators™, solid tubing and high-gauge steel nuts, the stability during performance is greatly assured.



TS965



TS960



B995



B990

Specification	B990	B995	TS960	TS965
Application:				
• Cymbal Arms	2	3	1	2
• Tom Arms			1	1

# Big Cat & THRONES

**PERFORMING  
ARTIST SERIES™**

It's a jungle  
out there!  
Only the

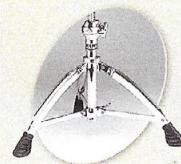
**Big Cat**  
survives...



MAPEX® Performing Artist Series™ Thrones feature thick, firmly padded seats for comfort and the strength and stability of all MAPEX® hardware for secure adjustability and stability.

• **Curved Tripod-Leg Support**

Mapex's unique curved tripod legs and rigid horizontal cross support assures massive stability and security for the active player.



T560



T550



T250



T350

Specification	T580 T580L	T580G	T560 T560L	T560G	T550	T350	T250
1. Thick Padded Seat Size	Saddle Seat	14" dia. x 3" thick	13" dia. x 2.5" thick	13" dia. x 2.5" thick	13" dia. x 2.5" thick	12" dia. x 2" thick	
2. Height Adjustment	Threaded steel rod w/threaded Tube Collar locking Mechanism	Threaded steel rod w/threaded Tube Collar locking Mechanism	Solid steel rod w/threaded Tube Collar locking Mechanism	Solid steel rod w/threaded Tube Collar locking Mechanism	Solid steel rod w/threaded Tube Collar locking Mechanism	6-keyway Rod w/ Stop Nut Locking mechanism	
3. Legs Bracing	Double Braced	Double Braced	Double Braced	Double Braced	Single Braced	Single Braced	

T580 is same as T580G / T580L, but with black saddle seat.