

B L A C K P A N T H E R S N A R E D R U M S



**PLAY ALL.
CONQUER ALL.**

W W W . M A P E X D R U M S . C O M



Alain Ackermann

Photo Credit: Beatriz Mariano

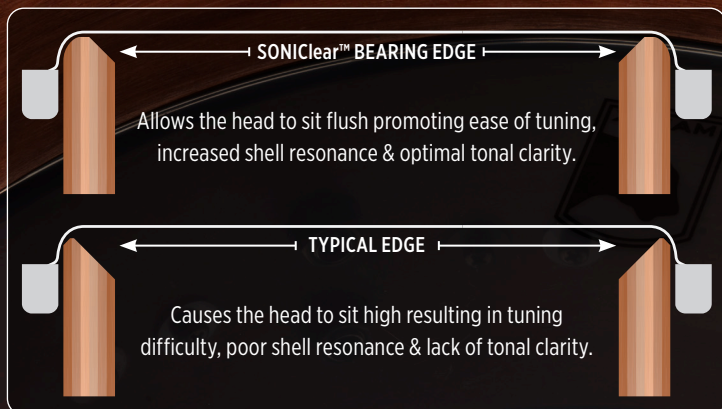
— THE STORY —

The snare drum is the foundation of your drum sound defining the character of the music and voicing the expression of your groove. Black Panther Snare Drums have been the Mapex foundation for more than 30 years and the lineup is now more expansive than ever. The Black Panther sound pallet offers 16 different wood and metal sounds in deep, standard, and small diameter models producing bright, dark, or vintage tones through our painstaking Concept Hybrid approach to drum design.

FEATURES	2
WOOD SHELL MODELS	
SWITCHBLADE	6
NEMESIS	7
SOLIDUS	8
SHADOW	9
HERITAGE	10
NUCLEUS	11
PEGASUS	12
SCORPION	13
HYDRO	14
GOBLIN	15
METAL SHELL MODELS	
ATOMIZER	18
PERSUADER	19
CYRUS	20
METALLION	21
PREDATOR	22
WASP	23
SERIES OVERVIEW	25

2 SONIClear™ BEARING EDGE

The **SONIClear™ Bearing Edge** is standard on all Black Panther Snare drum shells and allows the drumhead to sit flatter and make better contact with the shell. The result is a stronger and deeper fundamental pitch, effortless and consistent tuning, and a significantly expanded tuning range. For the serious player, the increased head to edge contact increases shell vibration, allowing the sonic nuances of the Hybrid shell to stand out.

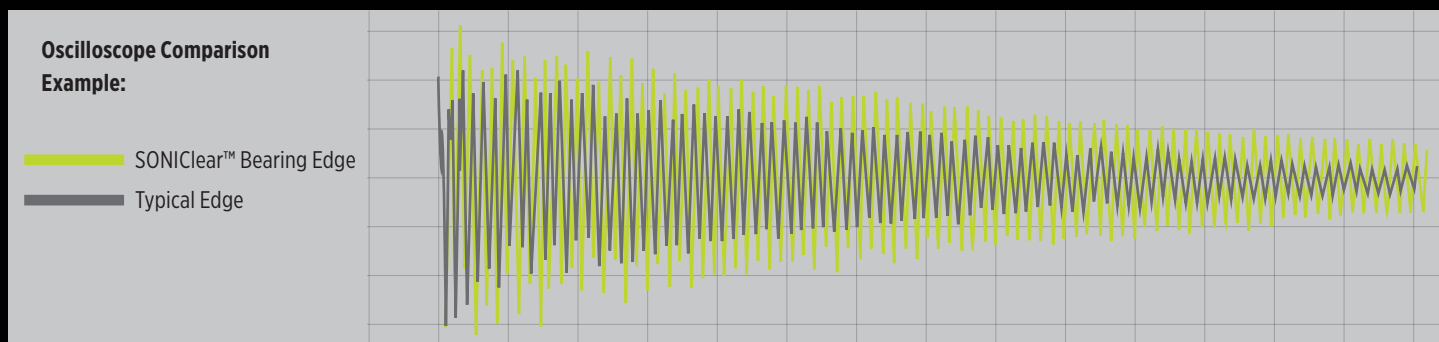


SONIClear™ BEARING EDGE AUDIO TEST SESSIONS

SOUND

The increased drumhead-to-shell contact achieved by the SONIClear™ Bearing Edge enhances shell vibration, resulting in the biggest sound possible from the drum.


Oscilloscope Example: The Green Waveform is a recording of a drum with the SONIClear™ Bearing Edge. The dark grey waveform is a drum with a typical edge. Tuned to the same pitch and recorded identically, it's clear that the drum with the SONIClear™ Bearing Edge produces a much larger waveform from the initial strike through the full sustain of the note.



SUSTAIN

Because the drumhead sits flat on the SONIClear™ Bearing Edge, the tension applied during tuning is more balanced and stress-free. This allows the drumhead to vibrate freely and fully.

Waveform Comparison Example: The Green Waveform is a recording of a drum with the SONIClear™ Bearing Edge. The dark grey waveform is a drum with a typical edge. The size of the SONIClear™ waveform indicates a lower and stronger fundamental pitch while the length indicates a longer sustain compared to a typical edge.





Air Flow Venting

One of the most thrilling elements of playing Black Panther Snare Drums is the feel of the instrument. The Air Flow Venting is key to this feel and to the overall resonance of each shell. Through a painstaking testing process, each Black Panther model has been fitted with the ideal quantity of vent holes for this ultimate feel combined with premium sound & resonance.

Cylinder-Drive Strainer

The Cylinder-drive strainer and butt side adjustment use a self-lubricating bearing to insure smooth operation. The adjustment knobs employ “micro-lock” technology providing precise tension control.





Giorgio Bertoli

6



SWITCHBLADE

The Switchblade cuts fast and shines bright. The American Maple shell delivers crisp articulation while single-flanged hoops keep the tone open and lively. Finished with striking Exotic Burl veneer, it slices through the mix with a sharp edge and brilliant clarity.

Model No. BPNML4550CKX

Size 14" x 5.5"

Shell 6-Ply 6.0 mm Maple

2.7 mm Snare Bed with 5.5" Width

Finish Aegean Burl

Edges SONIClear™ 45° Bearing Edge

Lugs Double-Ended B Lug / 3-Air Vents

Hoops Single Flanged Hoops

Hardware Chrome





NEMESIS

The Nemesis strikes with dark authority and relentless focus. Its Walnut-Padauk-Walnut shell drives out a thick, commanding voice while die-cast hoops add solid durability and control. Eight air vents open the shell for greater breath and projection—delivering a sound that hits hard and refuses to back down.

Model No. BPNWP4550CKA

Size 14" x 5.5"

Shell 7-Ply 7.2 mm

Walnut/Padauk/Walnut

2.7 mm Snare Bed with 5.5" Width

Finish Mocha Satin

Edges SONIClear™ 45° Bearing Edge

Lugs Staggered 1/8" Offset Locking B-Lugs/ 8-Air Vents

Hoops Die-Cast Hoops

Hardware Chrome





SOLIDUS

The Solidus is unshakable. This drum is a substantial instrument producing a crack that has a profound, bottomless character ripping with a bottomless foundation.

Model No. BPNML4700CVD

Size 14" x 7"

Shell 11-Ply 11 mm Maple
2.7 mm Snare Bed with 5.5" Width

Finish Brown Red Burst

Edge Rounded 45° Batter edge with 3/8" Counter-Cut

Lugs In-Line Locking B-Lugs/ 4-Air Vents

Hoops Sonic Saver Hoops

Hardware Chrome





SHADOW

The Shadow is gloomy and lends a bit of obscurity to the mix when darkness is the prevailing musical character. Dusky and shady, this drum grows through any midnight groove.

Model No. BPNBW4650CXN

Size 14" x 6.5"

Shell 7-Ply 6.85 mm Birch Walnut
2.3 mm Snare Bed with 5.5" Width

Finish Natural Maple Burl

Edges SONIClear™ 45° Bearing Edge

Lugs In-Line Locking B-Lugs/3-Air Vents

Hoops Sonic Saver Hoops

Hardware Chrome





HERITAGE

The Heritage brings a sense of history and tradition featuring a classic thin maple shell transcending musical styles from all ages. The walnut sonic rings add a touch of darkness to the enduring sound profile.

Model No.	BPNML4600CWD
Size	14" x 6"
Shell	5-Ply 5.0 mm Maple 2.7 mm Snare Bed with 5.5" Width 4-Ply 4 mm Walnut Reinforcement Rings
Finish	White Psicobloc Pearl
Edges	SONIClear™ 45° Bearing Edge
Lugs	In-Line Locking B-Lugs/ 3-Air Vents
Hoops	Sonic Saver Hoops
Hardware	Chrome





NUCLEUS

The Nucleus represents the center, when you need to drive the groove right down the middle. The middlemost plies are walnut providing a slightly organic character between the inner and outer layer of classic maple.

Model No. BPNMW4550CPB

Size 14" x 5.5"

Shell 8-Ply 8.1 mm Maple/Walnut/Maple
2.3 mm Snare Bed with 5.5" Width

Finish Piano Black

Edges SONIClear™ 45° Bearing Edge

Lugs Staggered 1/8" Offset Locking B-Lugs/3-Air Vents

Hoops Sonic Saver Hoops

Hardware Chrome





PEGASUS

The Pegasus is legendary and mysterious featuring a thinner shell construction producing a slightly darker character from the famed maple/walnut blended shell. Like it's mythological namesake, this drum is grounded but can take flight at a moment's notice.

Model No. BPNMW4550LXN

Size 14" x 5.5"

Shell 7-Ply 6.15 mm Maple/Walnut
2.3 mm Snare Bed with 5.5" Width

Finish Natural Maple Burl

Edges SONIClear™ 45° Bearing Edge

Lugs Double-Ended B-Lugs/ 3-Air Vents

Hoops Sonic Saver Hoops

Hardware Black Brushed





SCORPION

The Scorpion strikes with ultraprecision. This uniquely wrapped standard-sized mahogany shell delivers a stark dry tone, with a scorching sting.

Model No. BPNMH4550CNX

Size 14" x 5.5"

Shell 8-Ply, 8.9mm Mahogany
2.3 mm Snare Bed with 5.5" Width

Finish Red Sand Strata Wrap

Edges SONIClear™ 45° Bearing Edge

Lugs Double-Ended B Lug / 3-Air Vents

Hoops Sonic Saver Hoops

Hardware Chrome





HYDRO

The Hydro is alive with fluid energy, deep and dark and bursting with character. When the music calls for a small diameter sound packing the punch of a storm surge.

Model No.	BPNML3700LFB
Size	13" x 7"
Shell	6-Ply 5.1 mm Maple 2.3 mm Snare Bed with 5.5" Width 4-ply 4 mm Walnut Reinforcement Rings
Finish	Satin Black
Edges	SONIClear™ 45° Bearing Edge
Lugs	In-Line Locking B-Lugs/ 3-Air Vents
Hoops	Sonic Saver Hoops
Hardware	Black Brushed





GOBLIN

The Goblin is mischievous. Calibrated to produce a crisp, tight response that cuts through any mix, adding depth and complexity as an auxiliary or secondary application.

Model No. BPNWN2550LXN

Size 12" x 5.5"

Shell 6-Ply, 5.1mm Walnut
2.3 mm Snare Bed with 5.5" Width

Finish High-Gloss Natural Walnut Finish

Edges SONIClear™ 45° Bearing Edge

Lugs Double-Ended B Lug / 3-Air Vents

Hoops Sonic Saver Hoops

Hardware Black Brushed





Rex Li

Photo Credit:
@PinigaiMato_Photography
@moneychinchinx





ATOMIZER

The Atomizer brightens up the groove while keeping a deep character to the sound. The classic and timeless Aluminum sound captures every articulate nuance.

Model No. BPNAL4651CN

Size 14" x 6.5"

Shell 2.0 mm Seamed Aluminium

2.3 mm Snare Bed with 5.5" Width

Edges Rolled/Moulded 45° SONIClear™ Bearing Edge

Lugs In-Line Locking B-Lugs/ 3-Air Vents

Hoops Sonic Saver Hoops





PERSUADER

The Persuader leads with an authoritative darkness. The hammered brass shell dispenses a formidable burst into the music with undeniable punch.

Model No. BPNBR465HCN

Size 14" x 6.5"

Shell 1.2 mm Hammered Brass
2.3 mm Snare Bed with 5.5" Width

Edges Rolled/Moulded 45° SONIClear™ Bearing Edge

Lugs In-Line Locking B-Lugs / 4-Air Vents

Hoops Sonic Saver Hoops





CYRUS

The Cyrus conquers the groove with the strength of steel. The fundamental crack is deep and dry and projects with mighty energy.

Model No. BPNST4601CN

Size 14" x 6"

Shell 1.0 mm Seamed Steel, 13.8" Diameter Shell
2.3 mm Snare Bed with 6" Width

Edges Rolled/Moulded 45° SONIClear™ Bearing Edge

Lugs In-Line Locking B-Lugs/ 3-Air Vents

Hoops Sonic Saver Hoops





METALLION

The Metallion is the standard. The warm and centered characteristics of brass focus the sound with just the right amount of sensitive bite.

Model No. BPNBR4551CN

Size 14" x 5.5"

Shell 1.2 mm Seamed Brass
2.3 mm Snare Bed with 5.5" Width

Edges Rolled/Moulded 45° SONIClear™ Bearing Edge

Lugs Staggered 1/8" Offset Locking B-Lugs/ 4-Air Vents

Hoops Sonic Saver Hoops





PREDATOR

The Predator brings a dark and powerful sense to any musical situation. The copper shell produces a profound and weighty fundamental roaring with mid-low range tone.

Model No. BPNC04601CN

Size 14" x 5.5"

Shell 1.2 mm Seamed Copper
2.3 mm Snare Bed with 5.5" Width

Edges Rolled/Moulded 45° SONIClear™ Bearing Edge

Lugs In-Line Locking B-Lugs/ 4-Air Vents

Hoops Sonic Saver Hoops





WASP

The Wasp produces a tight sting of a sound to accent and color with small diameter precision. The steel shell produces a dry tightness for putting a pointy snap on the groove.

Model No.	BPNST0551CN
Size	10" x 5.5"
Shell	1.0 mm Seamed Steel 2.0 mm Snare Bed with 3.5" Width
Edges	SONIClear™ 45° Bearing Edge
Lugs	Double-Ended B-Lugs/ 2-Air Vents
Hoops	Sonic Saver Hoops



Wood Shell Models

	Model	Diameter	Shell	Hoops	Hardware	
	Switchblade BPNML4550CKX	14" x 5.5"	6-Ply 6.0mm Maple	Single Flanged Hoops		
	Nemesis BPNWP4550CKA	14" x 5.5"	Walnut/Padauk/Walnut	Die-Cast Hoops		
	Solidus BPNML4700CVD	14" x 7"	Maple	Sonic Saver Hoops	Chrome	
	Shadow BPNBW4650CXN	14" x 6.5"	Birch/Walnut			
	Heritage BPNML4600CWD	14" x 6"	Maple			
	Nucleus BPNMW4550CPB	14" x 5.5"	Maple/Walnut/Maple			
	Scorpion BPNMH4550CNX	14" x 5.5"	Mahogany			
	Pegasus BPNMW4550LXN	14" x 5.5"	Maple/Walnut			
	Hydro BPNML3700LFB	13" x 7"	Maple			Black Brushed
	Goblin BPNWN2550LXN	12" x 5.5"	Walnut			

Metal Shell Models

	Model	Diameter	Shell	Hoops	Hardware
	Atomizer BPNAL4651CN	14" x 5.5"	2.0 mm Seamed Aluminium	Sonic Saver Hoops	Chrome
	Persuader BPNAL4651CN	14" x 5.5"	Hammered Brass		
	Cyrus BPNAL4651CN	14" x 7"	1.0 mm Seamed Steel, 13.8" Diameter Shell		
	Metallion BPNBR4551CN	14" x 6.5"	1.2 mm Seamed Brass		
	Predator BPNCO4601CN	14" x 6"	1.2 mm Seamed Copper		
	Wasp BPNST0551CN	14" x 5.5"	1.0 mm Seamed Steel		



W W W . M A P E X D R U M S . C O M

Copyright © 2026 Mapex Drums

Colors shown in this catalog are representative only and may not be exactly the same as the original.

Specifications are subject to change without prior notice.

No part of this catalog may be reprinted or reproduced in any form in whole or in part. Without the prior written permission of KHS.

Global Version [EN] 2026/01